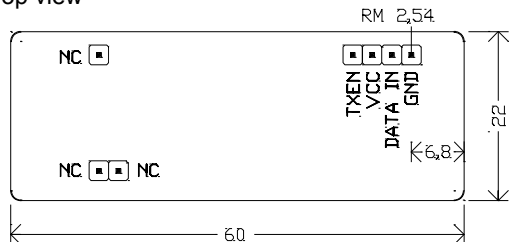


TR433-5/T-A (10/T-Pinning)

Technical Data



Top view

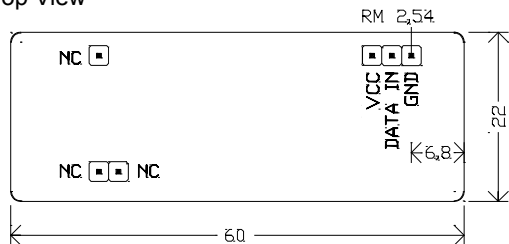


Operating Frequency	433,92 MHz
Modulation	FM
Equiv. Radiation Power	max. 8 dBm (6,3 mW)
Frequency Modulation	± 20 kHz (FSK)
Operating Voltage <b>Vcc</b>	5 Vdc – 12 Vdc
Current Operation ( <b>TXEN = Vcc</b> )	31 mA @ 5 Vdc
Stand-By ( <b>TXEN = Gnd</b> )	< 1 µA @ 5 Vdc
Carrier wake-on Time	max. 2,5 ms
Data Input <b>DATA IN</b>	low < 0,5 V high > 1,7 V max. 5 Vdc
Current <b>DATA IN</b>	2 mA @ 5 Vdc
Datarate	max. 10 kBaud
Operating Temperature	-20 - +50 °C
Dimensions (L × B × H)	60 × 22 × 11 mm
Aerial	λ/4 whip
Software Version	V 1.0 (Reference)

TR433-5/T-A (1/T-Pinning)

Technical Data

Top View




Data comply with TR433-5/T-A (see above), except that there is no TXEN-Pin. This modul generates an unmodulated rf-carrier directly after applying Vcc und carrier wake-on time.

Attention:  
This behaviour is not identical with the HE433-1/T-module, which generates an rf-carrier only after applying a serial data stream on DATA IN.

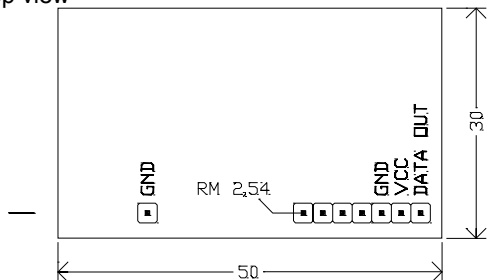
Software-Version	V 1.0 (Reference)
------------------	-------------------

TR433-2/R-A

Technical Data



Top view



Operating Frequency	433,92 MHz
Demodulation	FM
Bandwidth	140 kHz
Sensitivity	ca. -109 dBm / 50 Ω
Datarate	max. 10 kBaud
Operating Voltage <b>Vcc</b>	5 Vdc ± 10%
Current	18 mA
Settling Time	< 10 ms
Data Output <b>DATA OUT</b>	low < 0,5 V high > 1,5 V max. 3,3 Vdc
Data Output <b>DATA OUT Ri</b>	680 Ω
Operating Temperature	-20 - +50 °C
Dimensions (L × B × H)	50 × 30 × 11 mm
Aerial	λ/4 whip
Software-Version	V 1.0 (Reference)
All non designated terminals	no connect

